
BOOK ARTS PATHFINDER SPECIAL COLLECTIONS, UWM LIBRARIES



This pathfinder is designed to help you use PantherCat, the UWM Libraries online catalog, to find book arts materials in the UWM Book Arts Collection. The first part will show you how to browse the collection, and the second part will show you some easy ways to identify materials in a very specific manner. For example, you will learn how to search for materials with illustrations, a specific print medium, or different kinds of bindings. These are easy things to do, if you know the tools.

The third section of this pathfinder is a selected bibliography of reference resources in the UWM Book Arts Collection. It includes a selection of books discussing the history and development of the medium, book arts exhibitions, and information on how to make artists' books.

TABLE OF CONTENTS

PART I: BROWSING	1
PART II: SEARCHING	1
SEARCHING WITH FIELD CODES:	2
SOME SUGGESTIONS FOR THINGS YOU MIGHT LIKE TO LOOK FOR:.....	3
PART III: REFERENCE RESOURCES.....	4
GENERAL INFORMATION ON ARTISTS' BOOKS	4
BOOK ARTS EXHIBITION CATALOGS.....	4
MAKING ARTISTS' BOOKS	6
QUESTIONS?	8



SPECIAL COLLECTIONS, UWM LIBRARIES

2311 E. Hartford Ave., Milwaukee, WI 53201-0604.

(414) 229-4345 *phone*

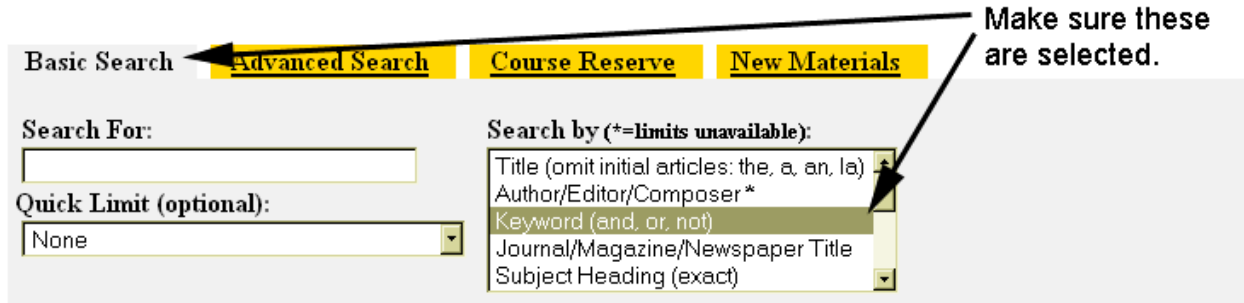
(414) 229-3605 *fax*

libspecial@uwm.edu

www.uwm.edu/Libraries/special

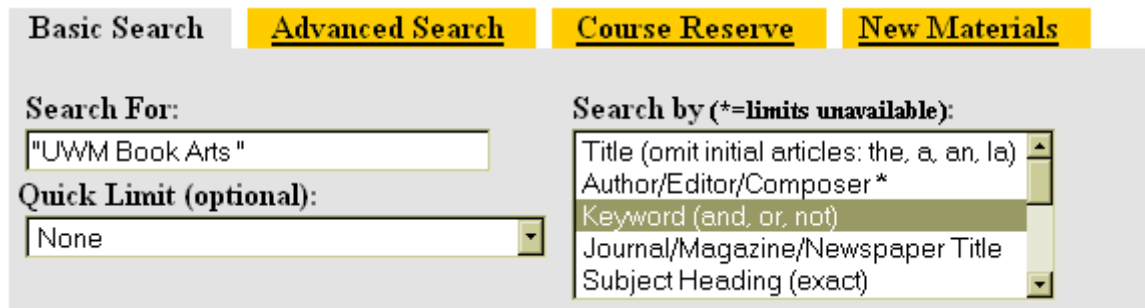
PART I: BROWSING

In this section you will learn how to browse the entire UWM Book Arts Collection and sort it in different ways. This is a good strategy if you are not sure what you want to look at, if you want to see books from a specific time period, etc. First, make sure you have selected a keyword search in the basic search screen:



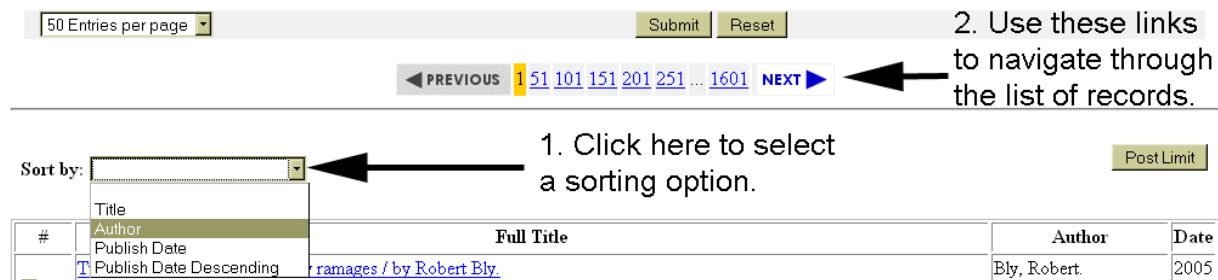
The screenshot shows the 'Basic Search' interface. At the top, there are four tabs: 'Basic Search', 'Advanced Search', 'Course Reserve', and 'New Materials'. The 'Advanced Search' tab is highlighted in yellow. Below the tabs, there are two input fields: 'Search For:' and 'Quick Limit (optional):'. The 'Search by (*=limits unavailable):' dropdown menu is open, showing options: 'Title (omit initial articles: the, a, an, la)', 'Author/Editor/Composer *', 'Keyword (and, or, not)', 'Journal/Magazine/Newspaper Title', and 'Subject Heading (exact)'. The 'Keyword (and, or, not)' option is selected and highlighted. An arrow points from the text 'Make sure these are selected.' to the 'Advanced Search' tab and the selected search method.

Next, enter “UWM Book Arts” as your search term (make sure to include the quotation marks):



The screenshot shows the 'Basic Search' interface with the search term 'UWM Book Arts' entered in the 'Search For:' field. The 'Advanced Search' tab is still highlighted. The 'Search by (*=limits unavailable):' dropdown menu is open, showing the same options as in the previous screenshot, with 'Keyword (and, or, not)' still selected.

Your results should include over 1,600 records, all of which are part of the UWM Book Arts Collection. At this point, you can begin looking through the list, or sort it by author, title, or publishing date ascending or descending. To sort the list of records, use the drop down box at the top of the results page:



The screenshot shows the search results page. At the top, there is a '50 Entries per page' dropdown, 'Submit', and 'Reset' buttons. Below these are 'PREVIOUS' and 'NEXT' navigation links, with a list of page numbers (1, 51, 101, 151, 201, 251, ..., 1601) in between. An arrow points from the text '2. Use these links to navigate through the list of records.' to the 'NEXT' link. Below the navigation links is a 'Sort by:' dropdown menu with a list of options: 'Title', 'Author', 'Publish Date', and 'Publish Date Descending'. An arrow points from the text '1. Click here to select a sorting option.' to the 'Sort by:' dropdown. To the right of the 'Sort by:' dropdown is a 'Post Limit' button. Below the sorting options is a table with columns: '#', 'Full Title', 'Author', and 'Date'. The first row of the table shows a record with the author 'Bly, Robert' and the date '2005'.

Now all you need to do is use the links at the top or bottom of the records list to navigate through the pages of records.

PART II: SEARCHING

If browsing the collection is not working for you, try searching the collection instead. There are four easy things you can do to make your searches more effective.

1. *Use Boolean logic.* In the keyword search, you can use the terms *and*, *or* and *not* to expand or narrow your search. For more information, see <http://library.uwm.edu/help/combinedsearch.htm>
2. *Within the keyword search*, include “UWM Book Arts” as your first search term. Use *and* to connect this to the remainder of your search. All of your searches should begin like this: **“UWM Book Arts” and**
3. *Use truncation* to get variations on words with a common stem. You can do this by typing part of the word followed by a question mark. For example, if you enter **typ?** the search will include type, typo, typography, etc.
4. *Use field codes.* PantherCat is a database, and like all databases, information is entered into specific fields. In PantherCat, these fields are coded. By using field codes, you can restrict your search to certain parts (i.e. fields) of a record, such as publisher name, place of publication, or title keyword. You will learn about some of them here, and the full list of codes can be found at: <https://library.uwm.edu/help/fldcode.htm>.

SEARCHING WITH FIELD CODES:

When using field codes, make sure you have selected a keyword search in the basic search screen. Here are some of the codes and ways you can use them:

Notes: “note”

This is an important code to remember. A lot of information, including descriptions from a book’s colophon (i.e., information about the making of the book) may be included in the notes section of a record. Use it to search for things like bindings, typographers, printers etc. Example: if you are interested in seeing different binding methods or binders, enter **“UWM Book Arts” and (note bind? or note bound).**

Place of Publication: “260a”

For example, to find books published in Milwaukee: **260a milw?**
For Wisconsin, use **260a Wis?**

Physical Details: “300b”

If, for example, you want to search for books with illustrations, enter **300b ill?**
You can build on this to make your search more specific. For instance, to limit your search to color illustrations, your search term would look like this: **300b col? and 300b ill?**

Title Keyword: “tkey”

This can be useful if you do not remember the entire title of a book. Enter just the word(s) you remember. Example: You remember that a book’s title included the word “rose.” Enter **tkey rose** as your search term. This will give you all of the books with the word rose in the title.

Author Name Keyword: “nkey”

Use this to do an author search with limits set (a regular author search will not work with limits).

You can combine these search codes in many ways to look for certain things. For example, to find examples of color lithographs, use **“UWM Book Arts” and litho? and (300b col? or note col?)**. The parenthesis work like the order of operations in math. Use them around terms you connect by *or* to expand your search.

SOME SUGGESTIONS FOR THINGS YOU MIGHT LIKE TO LOOK FOR:

Here are some ideas to help you start thinking about the kinds of things you might want to see examples of.

Materials/Media: (Use the **note** field code)

If you want to see examples of how book artists have worked with different media, you can search for specific materials (e.g. silk, linen, cowhide, canvas, vellum, etc) or types of paper (handmade, Japanese, abaca, Zerkal, etc).

To find books using ephemera or found objects, try: **“UWM Book Arts” and (note ephem? or note found)**.

Specific Binding Types: (use the **note** field code)

Perhaps you are interested in a particular kind of binding, say accordion bindings. A search for this kind of binding may appear like this: **“UWM Book Arts” and note accordi?**

Other terms you might like to use include: concertina, stitch?, etc.

Specific Binding Materials: (use the **note** field code)

For example, cloth, leather, morocco, goatskin, etc.

Printmaking Methods: (for best results, do not use a field code)

Some example terms may include etch?, emboss?, intaglio, litho?, woodcut?, etc.

You can get more specific by combining terms. To see records for items with color lithographs: **“UWM Book Arts” and litho? and 300b col?**

Types and Fonts: (use the **note** field code)

You can search for specific fonts such as Perpetua, Bembo, Condensed, Futura, etc.

You can also search for specific types such as “wood type,” handset, etc.

PART III: REFERENCE RESOURCES

All of the materials featured here are part of the UWM Book Arts Collection, can be viewed in Special Collections, and are in the online catalog.

GENERAL INFORMATION ON ARTISTS' BOOKS

This section contains bibliographies, directories, and historical discussions of artists' books.

The Book arts Directory. 2000/2001 ed. Portland: Page Two, Inc., n.d.
(SPL REF) Z475 .B625

A directory of paper artists/paper dealers/ mills, calligraphers, printmakers, artist bookmakers, fine printers and publishers, bookbinders/conservators, etc.

Bury, Stephen. *Artists' Books: The Book as a Work of Art, 1963-1995.* Aldershot, Hants, England: Scolar Press, 1995.

(SPL REF) N7433.3 .B87 1995

Frames the development of artists' books in the context of changing technologies and movements in the history of modern art.

Drucker, Johanna. *The Century of Artists' Books.* New York: Granary Books, 1994.

(SPL REF) and (Stacks) N7433.3 .D78x 2004

Explores the development of artists' books as a twentieth century art form. The book provides a historical overview and addresses theoretical issues in the book arts.

Klima, Stefan. *Artists Books: A Critical Survey of the Literature.* New York: Granary Books, 1998.

(SPL REF) and (Stacks) Z5956 .A69 K58x 1998

A guide to writings on artists' books. Includes an extensive bibliography.

Parr, Martin and Gerry Badger. *The Photobook: A History. Vol. 1.* London: Phaidon, 2004.

(SPL REF) N7433.3 .P37x 2004 v. 1

Discusses the ways in which photographers have historically used the book form. Begins with the earliest photobooks, ending with the postwar era.

BOOK ARTS EXHIBITION CATALOGS

The catalogs listed here contain works by multiple artists. The UWM Book Arts Collection contains many additional catalogs of group and individual exhibitions. You can find more examples in the online catalog by constructing searches like this: “**UWM Book Arts**” and **(catalog? or exhibit?)**

***Artists' Books by American Artists: a Selection: Documentation Catalogue.* Silkeborg, Denmark: KunstCentret Silkeborg Bad, 2004.**

(BKRT) N7433.35 .U6 A78x 2004

An exhibition held at the Art Centre Silkeborg Bad, June 12th – August 29th 2004. Contains color images of artists' books by over thirty artists.

**Austin, Nick, Stephen Bury, and David Rees Davies. *Inside Cover*. Ed. by Jonathan Ward and Stephen Hoskins. Wippingham, Isle of Wight: MakingSpace, 2000.
(BKRT FOL) N7433.35 .G7 I57x 2000**

An exhibition catalog in twenty folded sheets with a printed plastic cover. Detailing the twenty artists involved and their working methods with color illustrations and texts.

***Best of the Best: the Guild of Book Workers Members Exhibit 2000-2002*. New York: The Guild of Book Workers, 2000.
(BKRT) Z121 .B46x 2000**

Published in conjunction with a traveling exhibit of the same title. Contains 35 color postcards of guild members' work, issued in a clear plastic case.

***Breaking the Bindings: American Book Arts Now: an Exhibition of Creative Bookmaking Produced in the United States Since 1980, Elvehjem Museum of Art: 6 May – 3 July 1983*. Madison: Elvehjem, 1983.
(BKRT) N7433.35 .U6 B74 1983**

Contains a limited number of black and white photographs; not all of the works listed are reproduced. However, the artists' statements offer some valuable insight into the processes the artists used and their philosophies about the book arts.

***Completing the Circle: Artists' Books on the Environment*. Minneapolis: Minnesota Center for the Book Arts, 1992.
(BKRT FOL) N7433.3 C66x 1992**

An exhibition held at the Minnesota Center for the Book Arts, March 7 – May 23, 1992, curated by Betty Bright. A series of essays and black and white photographs of artists' books treating environmental themes and issues.

***Dressing the Text: The Fine Press Artists' Book*. Santa Cruz: Printers' Chappel of Santa Cruz, 1995.
(BKRT FOL) N7433.3 .D74x 1995**

A traveling exhibition juried by Ruth McGurk, Felicia Rice, Peter Thomas, and Gary Young. A series of black and white photographs of artists' books, with excerpts from the text and credits for author, artist, printer, binder, etc. Contains contact information for the artists and their presses.

**Johnson, Robert Flynn. *Artists' Books in the Modern Era 1870-2000: The Reva and David Logan Collection of Illustrated Books*. San Francisco: Fine Arts Museums of San Francisco, 2001.
(SPL REF) and (Stacks) N7433.3 .A77 2001**

A large catalog with full-color illustrations, this book focuses primarily on books in the *livre d'artiste* tradition.

**Lauf, Cornelia and Clive Phillpot. *Artist/Author: Contemporary Artists' Books*. New York: Distributed Art Publishers Inc. and the American Federation of Arts, 1998.
(SPL REF) and (Stacks) N7433.3 .L37 1998**

Published in conjunction with a traveling exhibition of the same title. Includes a series of essays about books as art. Includes color, and black and white illustrations.

***Liquid Language: The Liquid Language of Artist's Books, September 15-November 1, 2002*. Avoca, Neb.: Karen Kunc/Blue Heron Press, 2002.
(BKRT) N7433.3 .L57x 2002**

An exhibition held at the American Heritage Center and University of Wyoming Art Museum, curated by Bob Ebendorf and Karen Kunc. Consists of a series of artist bios coupled with a photograph of one of their pieces.

***Off the Shelf and On-Line: Computers Move the Book Arts Into Twenty-First Century Design.* Minneapolis: Minnesota Center for the Book Arts, 1992.
(BKRT) Z116 .A3 O44 1992**

An exhibition held at the Minnesota Center for the Book Arts, September 12 – November 21, 1992. Contains a series of essays on computer technology and the book arts, accompanied by black and white photographs of works featured in the exhibition.

***Shape-Shifting: Transformations in the Art of the Book.* Greeley, Col.: Margaret Sunday in connection with the University of Northern Colorado Book Arts Slides Project, 1996.
(BKRT) N7433.3 .S53x 1996**

A traveling exhibition of books from the University of Northern Colorado, that came to the Golda Meir Library in August – October of 1997. Statements by the authors and descriptions of their works are accompanied by color slides.

***Verbal Text/Non-Verbal Context: Handmade Books by Wisconsin Artists.* Milwaukee: Milwaukee Art Museum, 1992.
(BKRT) N7433.3 .V47x 1992**

An exhibition held at the Cudahy Gallery of Wisconsin Art of the Milwaukee Art Museum, July 11 – September 6, 1992. For each of the eight Wisconsin book artists featured, the catalog includes a selected bibliography of the artist's works, information on their exhibitions and education, a statement by the artist, and an example of their work.

***Women's Autobiographical Artists' Books.* Milwaukee: University of Wisconsin-Milwaukee, 1987.
(BKRT) N7433.3 .W65x 1987**

An exhibition held at the University of Wisconsin, Milwaukee Fine Arts Galleries and the Conference Center of the Golda Meir Library, October 18 – November 22, 1987. Curated by Pamela Zwehl-Burke and Leslie Fedorchuk. Features the work of over 90 women book artists. Each entry includes one or more examples of their work, including an illustration, plus information on the artists' date of birth, education, and current position.

***6451: Made in the Midwest: Walter Hamady's 6451 Students.* Racine: Charles A. Wustum Museum of the Fine Arts, 1993.
(BKRT) Z232 .H148 S39x 1993**

An exhibition held at the Charles A. Wustum Museum of Fine Arts, March 21 – May 2, 1993. Contains a series of bios on the artists, which include educational background, associations with presses, an artist's statement, etc. A separate section features photographs of the artists' works.

MAKING ARTISTS' BOOKS

The books included in this section offer advice and step-by-step directions about bookmaking and design. Additional resources can be found throughout the library's collection. Try using these subject headings to get started:

- Bookbinding Handbooks, manuals, etc.
- Book design
- Type and type-founding
- Digital techniques

**Harman, Barbara. *More Concertina Madness.* Minneapolis: Paperworks, 2002.
(SPL REF) Z271 .H368x 2002**

Directions for making a decorative cover strap, reversible accordion, tunnel books, and others.

**Harman, Barbara. *Unbinding the Book: The Boundless Concertina*. Minneapolis: Paperworks, 1999.
(SPL REF) Z271 .H37x 1999**

Directions on different folded book forms, such as accordion, honeycomb, flag book, carousel or layered star book, and others.

**Harrison, Holly. *Altered Books, Collaborative Journals, and Other Adventures in Bookmaking*. Gloucester, Mass.: Rockport, 2003.
(SPL REF) TT896.3 .H37 2003**

Includes examples of altered books and suggestions for making your own.

**Hochuli, Jost and Robin Kinross. *Designing Books: Practice and Theory*. London: Hyphen Press, 1996.
(SPL REF) Z116 .A3 H58x 1996**

Divided into three parts, the first two discuss "book design as a school of thought" and "designing books." The third section focuses on books designed by Jost Hochuli.

**Holleley, Douglas. *Digital Book Design and Publishing*. Elmira Heights, NY: Clarellen and Rochester: Cary Graphic Arts Press, 2001.
(SPL REF) and (Stacks) Z253.53 .H65 2001**

A comprehensive work on digital bookmaking. Includes a step-by-step guide to page layout and image processing software.

**Lange, Gerald. *Printing Digital Type on the Hand-Operated Flatbed Cylinder Press*. Marina del Rey, Calif.: Bieler Press Monographs, 2001.
(SPL REF) and (Stacks) Z249 .L35 2001**

Directions and background information about letterpress printing with photopolymer plates. Includes a directory of suppliers.

LaPlantz, Shereen. *Cover to Cover: Creative Techniques for Making Beautiful Books, Journals and Albums*. Asheville, N.C.: Lark Books, 1995.

Starting with the basics, this book covers a wide variety of bookbinding methods. Includes information on suppliers and additional resources.

**Rummonds, Richard-Gabriel. *Printing on the Iron Handpress*. New Castle, Del.: Oak Knoll Press & the British Library, 1998.
(SPL REF) Z249 .R76 1998**

A comprehensive work by a master printer, this book describes almost every procedure you might need to know for setting up your own handpress studio or preparing books for a binder.

**Smith, Keith A. *Non-Adhesive Binding: Books Without Paste or Glue*. Vol. 1. Revised and expanded ed. Rochester: Keith Smith Books, 1999.
(SPL REF) and (Stacks) Z271 .S66 1999**

Covering both basic and elaborate bindings, this book provides step-by-step directions for making books with a few basic tools.

**Smith, Keith A. *Structure of the Visual Book*. Expanded 4th ed. Rochester: Keith Smith Books, 2003.
(SPL REF) and (Stacks) Z116 .A3 S58 2003**

Discusses group, series, and sequence as ways of pacing and arranging books of pictures to create an original visual experience.

**Smith, Keith A. *Text in the Book Format*. Expanded 3rd ed. Rochester: Keith Smith Books, 2004.
(SPL REF) and (Stacks) Z116 .A3 S59 2004**

Addresses issues of the format, space, and movement of text in the book form.

Smith, Keith A. and Fred A. Jordan. *Sewn and Pasted Cloth or Leather Book-Binding for Book Artists Requiring no Special Tools or Equipment*. Rochester: Keith Smith Books, 1998. (SPL REF) Z266 .S59 1998

This book will teach you how to bind a book in cloth or leather using household tools. Includes instructions for making a simple book press.

QUESTIONS?

If you are having trouble finding what you are looking for or have questions about the UWM Book Arts Collection, please visit Special Collections or contact the Special Collections staff at (414) 229-4345 or libspecial@uwm.edu. We are located on the fourth floor of the UWM Libraries. Our hours are 8:00-4:30, Monday through Friday.