




Biohazardous Spill Cleanup

Procedures

	<p>1. Get the Biohazard Cleanup Kit from: Location: _____</p> <p>2. Kit includes disinfectant, protective gown, gloves, absorbent paper, a biohazard waste bag, protective eyewear and a mask.</p> <p>3. If the spill is in a common area, mark it off with a "Wet Area Sign" or use barrier tape.</p>
	<p>4. Put on the gloves and protective gown. If splashing is anticipated, protective eyewear and a mask should be worn.</p>
	<p>5. The area should then be decontaminated with disinfectant solution or a 1:10 solution of household bleach for ten minutes.</p> <p>6. Remove visible material with absorbent towels.</p> <p>7. Dry the area with absorbent towels and once the blood or other potentially infectious material has been disinfected, towels may be discarded in the regular trash.</p>
	<p>8. Dispose of gloves in the biohazard bag and wash hands well.</p> <p>9. Dispose of protective gown in the biohazard bag.</p>